

# Growing Up in the 1960s

## Oral History Project

**Goal:** To learn how it was to grow up in the past. How is it the same/different than it is now?

**Process:** Before handing them the photographs, explain that you are trying to learn how people grew-up in the past and how that is the same and different from now. The interview is going to include a mix of asking questions and looking at images. To start, ask them where they grew up and how long they lived there. When the conversation winds down, say thank you for sharing. Tell them, now I am going to ask you about some of the activities you did as a kid and I have some image to hopefully jog some memories. Start asking the questions on your worksheet and show them images as topics come up. Example: if they mention being outdoors show them the park and bike images.

Remember these questions are just suggestions. It is likely you will not ask them in order and you might not ask them at all. Follow the flow of the conversation and ask related questions. If you get stuck or nervous the questions are there to help you.



# Growing Up in the 1960s Oral History Project

Interviewer: \_\_\_\_\_

Date: \_\_\_\_\_

Interviewee: \_\_\_\_\_

Location: \_\_\_\_\_

## Questions/Topics

1. What did you do for fun as a kid?
  - a. Who did you do those activities with?
  - b. Did you go to the park a lot? Show image of park.
    - i. What would you do there? Who would you go with?
  - c. What was a real treat to get to do? What made it special?
  - d. Where did you like to go? Why? How did you get there?
2. Did your parents teach you any skills? (Gardening, music lessons, sewing)
3. Were you a part of any clubs or teams? (band, scouts)
4. What holidays did you celebrate with your family?
  - a. What was your favorite tradition?
  - b. What kind of gifts did you get?
5. What about your school? Was it similar to any of the ones in these photos? If so how?
  - a. Did you enjoy going? Why or why not?
  - b. Is there a teacher who stands out in your mind? Tell me about them.

## Research Notes

- No cell phones or computers until the 1980s
- Indiana schools were segregated until 1954, but the process of desegregation began in 1949.

## Images Used



**Image:** 1973-11-0643, "Third Street Park," 1920s, Bloomington, IN, Charles Gilbert Shaw

**Description:** A busy park scene with a sandbox in the foreground, a slide, swingset, and splashpad in the background.



**Image:** 1986-12-1533

**Description:** Six young children stopped in the middle of a slide while a nurse(?) poses behind the front three.



**Image:** 1986-12-1537

**Description:** Five (Three in full view of the camera) teens sitting on the limb of a tree.



**Image:** 1978-38-0152, 1910-1920, USA

**Description:** A boy rides his bike directly into the camera.



**Image:** 1978-38-0049, 1910-1920, USA

**Description:** A young boy holding a cat stands in front of cornstalks twice his size.



**Image:** 1972-12-3117

**Description:** Four young girls in knee length dresses conduct a musical performance. Three play the violin, while one is seated at a piano.






**Image:** 1986-12-1320

**Description:** A woman assists a younger woman at an old-fashioned sewing machine.



**Image:** Wahl 2.532

**Description:** A man in a bright shirt stands next to a blooming garden.



**Image:** 1994-02-0019, Bloomington, IN

**Description:** Players of a high school football team pose for a picture.




**Image:** 1994-02-0007, Bloomington, IN

**Description:** Seven cub scouts pose for a group picture with a teenager and an adult leader in the middle of the back row.




**Image:** 1972-12-3122, San Francisco, CA

**Description:** Three seated adults watch three kids unwrap gifts next to a Christmas tree on the floor.



**Image:** 1973-11-0287, "Elm Heights School, East Side, South End," 1927-28, Bloomington, IN, Charles Gilbert Shaw

**Description:** A two-story brick building with a swing set out front.



**Image:** 1973-11-0649, Clear Creek, IN, Charles Gilbert Shaw

**Description:** Buses line up in front of a brick school building with a farm in the background.